

## Diaper Clutch Bag Tutorial

### Material –

Outer panel 9.5 x 13.5 (I used canvas or upholstery fabric for rigidity)

Inner Panel 9.5 x 13.5 (I used quilters cotton)

Strap 2" x 9.5" (inner panel fabric)

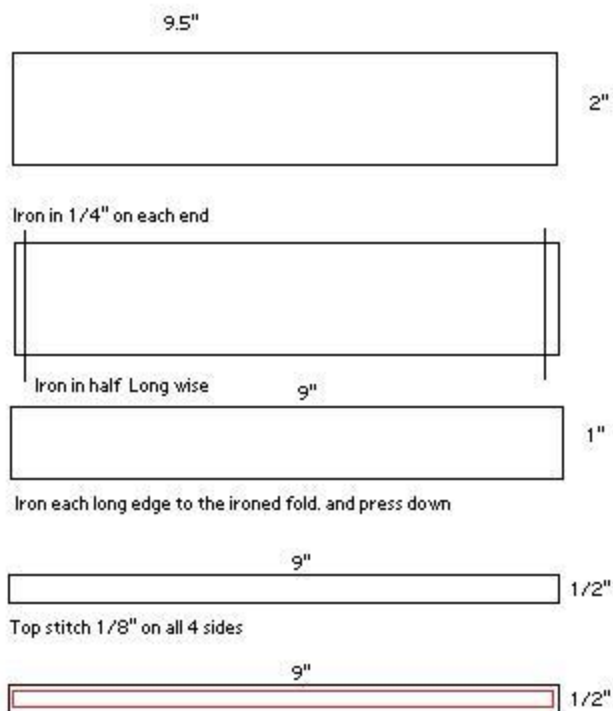
Interfacing (I used the heat bonded sewable interfacing from Joannes)

Cup or bowl to make rounded corners

Marking tool.

### Strap Prep

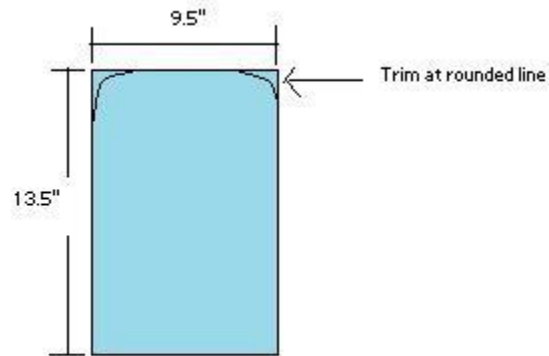
- 1) Cut inner panel fabric to 2" x 9.5" ( follow graphic)



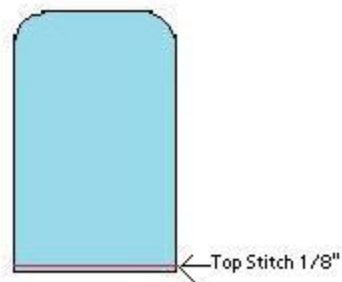
### Clutch Body

- 1) Prewash all fabrics
- 2) Cut 1 piece outer panel to 9.5 x 13.5
- 3) Cut 1 piece Inner panel to 9.5 x 13.5
- 4) Cut 1 piece interfacing 9.5 x 13.5

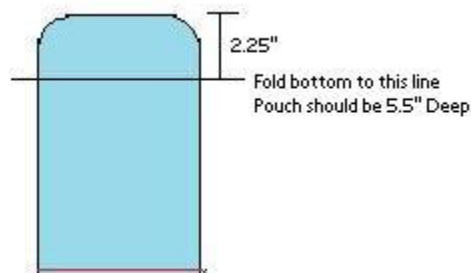
- 5) Bond interfacing to bad side of inner panel fabric following interfacing directions
- 6) Layer materials
  - a. Outer panel good side (pattern) up
  - b. Inner panel good side down interfacing up
- 7) Place rounded corner tool on each corner and trace desired rounded corner shape on top two corners. Cut off square corners using your template.



- 8) Pin fabrics
- 9) Sew  $\frac{1}{4}$ " Hem on all sides leaving an inch to two inches unstitched to flip the fabric I do this on the short end opposite the rounded corners.
- 10) Flip your fabric inside right
- 11) Press with iron be sure to press your unstitched 2" section properly to look as if it were sewn with the rest.
- 12) Top Stitch  $\frac{1}{8}$ " small end without rounded corners (Bottom)



- 13) Fold fabric so outer panel folds to outer panel. I folded up 5.5"



14) Press flat

15) Tuck one end of strap in between layers of pocket excess of strap to inside of the fold ( I like mine near the opening but you could put it near the bottom if you preferred

16) Sew 5.5" pocket on both short ends (you should be sewing looking at inner fabric) I used an 1/8" seam allowance with a straight stitch but your could use 1/4" if that is more comfortable for you.

17) Flip right side out and attach closure snaps to flap and also to strap.

- a. For strap I folded in half and put snap 1/2" – 3/4" from end and about same distance from the bag as well
- b. For the flap on the pocket mine are recessed about 1" from the top edge and 2.5" from each side (I used two
- c. On the flap its self they are in the same width location as the pocket snaps and about 1/2" from the edge

